WMF

WallMax® Modular Frame

WallMax® Modular Frame

WallMax® Modular Frames are rectangular structures made of different angular and flat parts, which can be assembled together through bolts and nuts to create either single or multiple openings for modules.
WMF frames are modular solutions where the separate parts can be combined and assembled around existing installations, thus allowing special ease of mounting.
WMF are solutions designed for installation through bolting or casting in the wall.

Cornice Modulare WallMax®

Le Cornici Modulari WallMax® sono strutture rettangolari composte da parti separate, assemblabili in combinazioni differenti per creare aperture a muro singole o multiple per il passaggio di cavi.
Il telaio combinabile WMF è pensato per il montaggio attorno a installazioni già esistenti.
La struttura modulare permette infatti di modificare le soluzioni di sigillatura presenti, senza alterare il passaggio dei cavi.
Le cornici WMF sono soluzioni di montaggio destinate all'installazione attraverso imbullonatura o muratura.



WallMax® Modular Frame
Cornice Modulare WallMax®



WallMax® Modular Frame

Modular Frames are used in combination with WMR series modules and accessories, including expanders and retainer plates. While the pieces are bolted together, the complete frame is designed for bolting and casting in the wall.

Cornice Modulare WallMax®

Le cornici WMF sono da utilizzare in combinazione con i moduli WMR e i relativi accessori, tra cui le unità di compressione WE e le piastre di contenimento WRP.
I singoli pezzi di ogni cornice sono assemblabili tra loro tramite viti e bulloni; la cornice completa è invece da fissare tramite imbullonatura o muratura.

MATERIALS	MATERIALI
Galvanized Steel	Acciaio galvanizzato
Other materials available upon request	Disponibile in altri materiali su richiesta

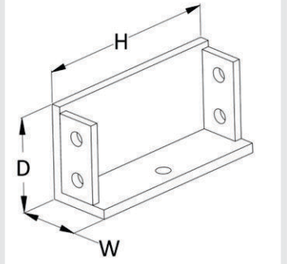

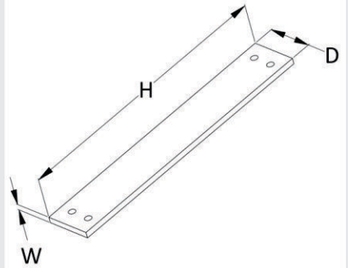

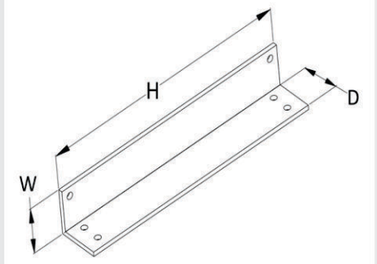

To be used in combination with/utilizzate in combinazione con

DATASHEET PAGE: 163

WMR series

CODE CODICE	ARTICLE ARTICOLO	PACKING SPACE SPAZIO DI RIEMPIMENTO mm	EXTERNAL DIMENSIONS DIMENSIONI ESTERNE HxW (D=60mm) mm	 in	PESO WEIGHT kg	 lb
71 1033 0512	WMF ANG SS 120 Galv	width=120mm	120x40	4.724x1.575	0.53	1.168
71 1033 0518	WMF ANG LS 60 Galv	60x120	181x40	7.126x1.575	0.94	2.077
71 1033 0524	WMF ANG LS 120 Galv	120x120	240x40	9.449x1.575	1.26	2.784
71 1033 0529	WMF ANG LS 180 Galv	180x120	290x40	11.417x1.575	1.57	3.466
71 1033 0535	WMF ANG LS 240 Galv	240x120	358x40	14.094x1.575	1.94	4.279
71 1033 0818	WMF PLATE 60 Galv	60x120	181x8	7.126x0.315	0.65	1.435
71 1033 0824	WMF PLATE 120 Galv	120x120	240x8	9.449x0.315	0.88	1.929
71 1033 0829	WMF PLATE 180 Galv	180x120	298x8	11.732x0.315	1.10	2.425
71 1033 0835	WMF PLATE 240 Galv	240x120	358x8	9.449x0.315	1.32	2.919

WMR series

PICTURE DISEGNO	CODE CODICE	ARTICLE ARTICOLO	OPENINGS APERTURE TELAIO	PACKING SPACE SPAZIO DI RIEMPIMENTO mm	EXTERNAL NOMINAL DIMENSIONS DIMENSIONI ESTERNE NOMINALI HxW (D=60mm) mm	 in
	71 1033 0611	WMF 60 1x1 Galv	1x1	60x120	178x240	7.008x9.449
	71 1033 0612	WMF 60 1x2 Galv	1x2	60x120	178x368	7.008x14.448
	71 1033 0613	WMF 60 1x3 Galv	1x3	60x120	178x496	7.008x19.526
	71 1033 0614	WMF 60 1x4 Galv	1x4	60x120	178x624	7.008x24.567
	71 1033 0615	WMF 60 1x5 Galv	1x5	60x120	178x752	7.008x29.606
	71 1033 0616	WMF 60 1x6 Galv	1x6	60x120	178x880	7.008x34.646
	71 1033 1211	WMF 120 1x1 Galv	1x1	120x120	238x240	9.370x9.449
	71 1033 1212	WMF 120 1x2 Galv	1x2	120x120	238x368	9.370x14.448
	71 1033 1213	WMF 120 1x3 Galv	1x3	120x120	238x496	9.370x19.526
	71 1033 1214	WMF 120 1x4 Galv	1x4	120x120	238x624	9.370x24.567
	71 1033 1215	WMF 120 1x5 Galv	1x5	120x120	238x752	9.370x29.606
	71 1033 1216	WMF 120 1x6 Galv	1x6	120x120	238x880	9.370x34.646
	71 1033 1811	WMF 180 1x1 Galv	1x1	180x120	298x240	11.732x9.449
	71 1033 1812	WMF 180 1x2 Galv	1x2	180x120	298x368	11.732x14.448
	71 1033 1813	WMF 180 1x3 Galv	1x3	180x120	298x496	11.732x19.526
	71 1033 1814	WMF 180 1x4 Galv	1x4	180x120	298x624	11.732x24.567
	71 1033 1815	WMF 180 1x5 Galv	1x5	180x120	298x752	11.732x29.606
	71 1033 1816	WMF 180 1x6 Galv	1x6	180x120	298x880	11.732x34.646
	71 1033 2411	WMF 240 1x1 Galv	1x1	240x120	358x240	14.094x9.449
	71 1033 2412	WMF 240 1x2 Galv	1x2	240x120	358x368	14.094x14.448
	71 1033 2413	WMF 240 1x3 Galv	1x3	240x120	358x496	14.094x19.526
	71 1033 2414	WMF 240 1x4 Galv	1x4	240x120	358x624	14.094x24.567
	71 1033 2415	WMF 240 1x5 Galv	1x5	240x120	358x752	14.094x29.606
	71 1033 2416	WMF 240 1x6 Galv	1x6	240x120	358x880	14.094x34.646

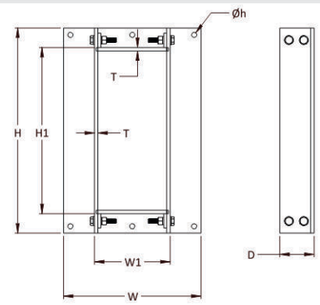

Pos.	(mm)	(inches)
H1	H-68	H-2.667
W1	W-54	W-2-226
D	60	2.362
T	6	0.236
Øh	6	0.236

Note: The holes pattern depends on the size